


## Torso nerve blocks

# RECOGNIZING THE COMPLICATIONS

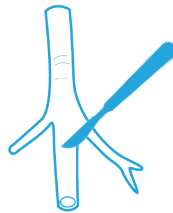
Torso nerve blocks have the benefit of far-reaching and significant clinical benefits for our patients. Given their proximity to critical structures (lungs and peritoneum), they do carry slightly higher risk than traditional peripheral nerve blocks. The advent of ultrasound helps us to tremendously decrease these risks by never losing our needle during the procedure. As you've learned, a few key anatomic landmarks in each block dramatically simplify the process.

### Typical complications

Typical complications common to any regional anesthetic technique exist.



Vessel injury



Nerve injury

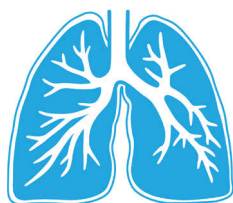


Pain

### Serious complications

More dangerous complications include inadvertent injury:

- pleura
- intestine



Pleural puncture



Intestine puncture