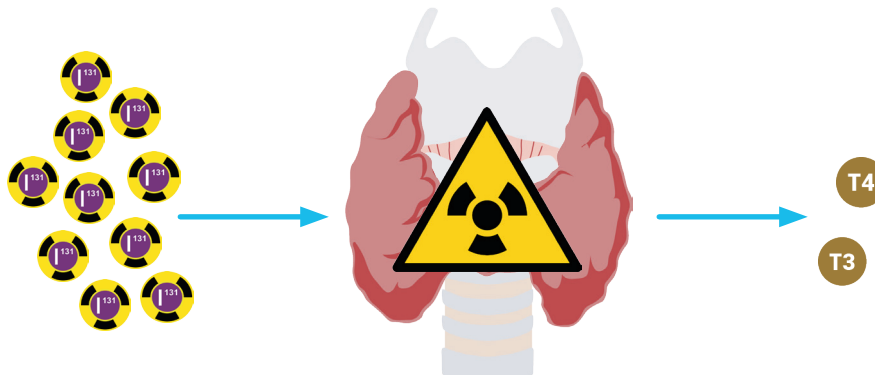


TREATING THYROID DISEASE

Using radioactive iodine (RAI) ablation

Radioiodine given orally, is taken up by the thyroid and damages those cells actively producing thyroid hormone.

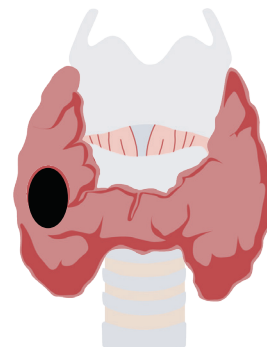


In **Graves' disease**, the entire gland is overactive, so the entire gland is typically ablated. These patients are usually hypothyroid following treatment.

With an **autonomous nodule**, only the portion of the thyroid that is overactive is damaged, and the remainder of the thyroid is often unharmed. These patients often retain normal thyroid function after treatment.




Graves' disease



Autonomous nodule

RAI is contraindicated in pregnancy.



Further reading

Ross DS. American Thyroid Association guidelines for diagnosis and management of hyperthyroidism and other causes of thyrotoxicosis. *Thyroid*. 2016. 26(10):1343–1421.